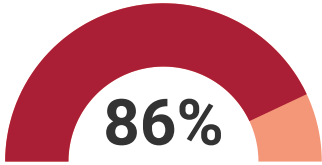




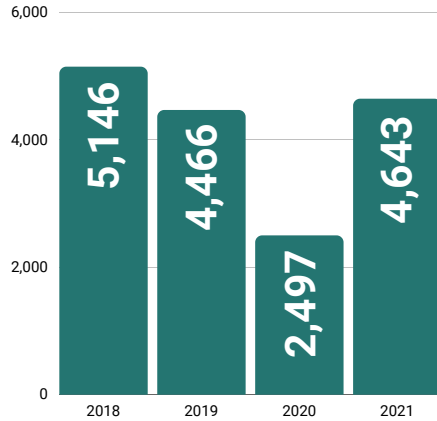
OPERATION KINDNESS 2021 Impact Report

ANIMAL INTAKE

Animal intake is the number of dogs and cats brought into our care.



In 2021, we brought in 4,643 animals, an 86% increase over 2020.




ADOPTIONS

2021: 4,366
2020: 2,506
2019: 4,376



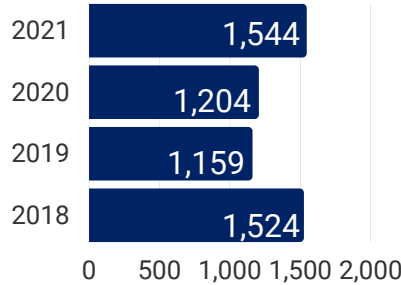
In 2021, adoptions increased by 74% over 2020.



FOSTER CARE

Foster care is the number of dogs and cats that spent time in a loving foster home.

In 2021, 1,544 animals received foster care.



SPAY/NEUTER SURGERIES

2021: 2,997
2020: 1,679

78%
INCREASE

HEARTWORM TREATMENTS

2021: 104
2020: 97

7%
INCREASE

MEDICAL EXAMS IN ON-SITE HOSPITAL

2021: 10,566
2020: 5,699

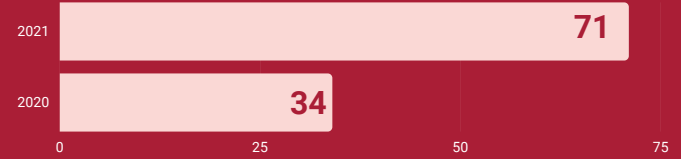
85%
INCREASE



16,700 VOLUNTEER HOURS COMPLETED

NUMBER OF RESCUE PARTNERS*

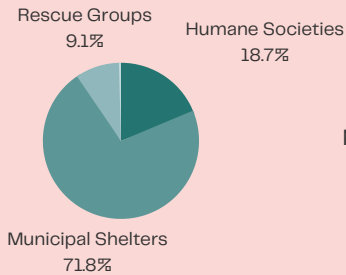
*Includes humane societies, municipal shelters, rescue groups and veterinarian partners



WE ADDED 37 RESCUE PARTNERS IN 2021

SOURCES OF ANIMALS

From our rescue partners, we've broken down the type of rescue each animal comes from.



2021

Municipal Shelters: 2,252
Humane Societies: 586
Rescue Groups: 286
Veterinarians: 3

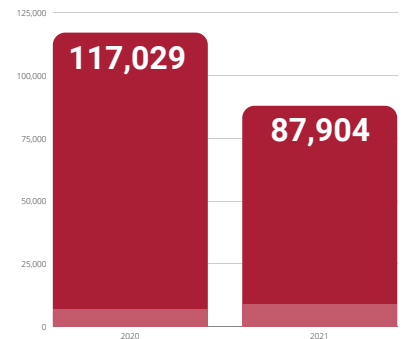
DISASTER RESPONSE

77 dogs and cats were transferred from Hurricane Ida's path.



PET FOOD PANTRY

87,904 pounds of food, litter & treats were distributed from our Pet Food Pantry in 2021.



620 ANIMALS RECEIVED BEHAVIORAL SUPPORT

